

ENGINEERED STEEL BUILDINGS

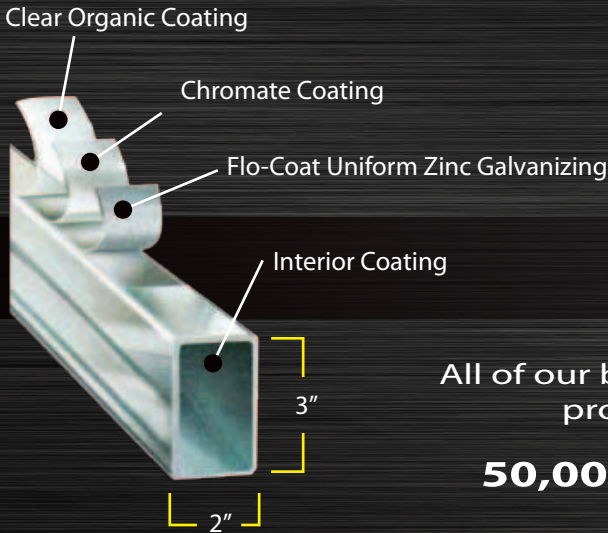


MADE IN
AMERICA



BUILT TO
LAST

FEATURES & BENEFITS




The features listed below will set our buildings apart from the rest. All of these features give you a product that will ultimately stand the test of time and save you money in costly repairs

OUR STEEL


All of our buildings are made with cold-formed steel which provides superior yield and tensile strength.

50,000 PSI Yield

55,000 PSI Tensile



**360 DEGREE
WELDING**



**CLOSURE STRIPS
IN CORNERS (Optional)**



**CORNER
BRACING**



**TEK SCREWS
ON 3 SIDES**




TRUE TRUSS DESIGN

- Pre-Engineered to ensure structural performance
- All joints are welded 360° for structural performance
- True ridge cap and true boxed eve surrounding the roof line provides the best look possible (see to the right)
- Siding is made from AZ-50 galvanized substrate and comes in 9 different colors
- Closure strips are used for a tighter fit (Optional)
- Truss systems designed to span from 10' to 40' with eve heights up to 16' and building length over 100'
- Comes with a 1 year components warranty and up to a 30 year limited paint warranty from the roofing manufacturer

**TRUE
DELUXE
RIDGE
CAP**




**TRUE
BOXED
EVE**



STANDARD & CONVENTIONAL SIDING, ROOF & TRIM COLORS




White




*Ivory



Tan



*Charcoal Grey



*Pearl Grey




Brown



Blue



Red



Green

Colors May Vary
Additional Premium Colors Available
*Denotes Economy Building Colors



#1




#4



#6



#2



#7



#3



#5



#8

CUSTOM OPTIONS

GARAGE DOORS

Sectional or Rollup styles can be designed to be located on the gable ends or the side walls.



#9

SECTIONAL STYLE

Built for both longevity and value with a distinctive panel design. The most cost effective and efficient, making it one of the popular models.

DURABLE SIDE DOOR HEADER



#10

ROLLUP MANUAL COMMERCIAL GRADE - These light to heavy duty roll up doors and system components are designed for years of trouble free performance and frequent usage requirements. Sizes from 6' wide to 16' wide and up to 14' in height.

ENTRANCE DOORS & WINDOWS




STANDARD SOLID OR COLONIAL WINDOW DOOR

These out-swinging steel sheeted thermal doors combine beauty, durability, and efficiency. It is completely pre-hung and ready to install in your building.

STANDARD CLEAR VIEW OR COLONIAL STYLE WINDOW

With two attractive window options, these windows are durable and weather resistant. Easy to clean and allows for usable natural light and cross ventilation.



INSULATION PACKAGES

We offer insulation packages for your metal structures which helps with the R-Factor, vapor barrier and metal roofing condensation. Air vent options are also available to help with additional heating and cooling.



#11



#12



#13



#14



#15



#17



#16



#18

Our products are built to last and **we guarantee it!**



Production Facility Summerfield, Florida

Orlando Steel Enterprises, Inc. (OSE) is a distribution company that has been serving Florida for 30 years. In 1996, we expanded the company to include pre-engineered steel building structures. Our structures are built to meet or exceed most engineering requirements and have a wide range of styles to choose from.

OSE offers pre-engineered carports, garages, and buildings in every size, style, and color. Our structures can range from 10 feet to 40 feet wide and eave heights up to 16 foot. With additions we can expand the structure to 150 feet in length, all under one roof.

We offer several standard sizes as well as any custom design you may need. Our knowledgeable staff will work with you to design the perfect structure to meet your specifications on our State of the Art Auto Cad Software.

Our selection of durable steel structures are an economical and convenient solution for homes and businesses. They will also provide protection for your vehicle, boat, and farm equipment from the harsh Florida environment.

(800) 257-5513
www.OSEFlorida.com

"LOCALLY MANUFACTURED"



#19



#20



#21



#22